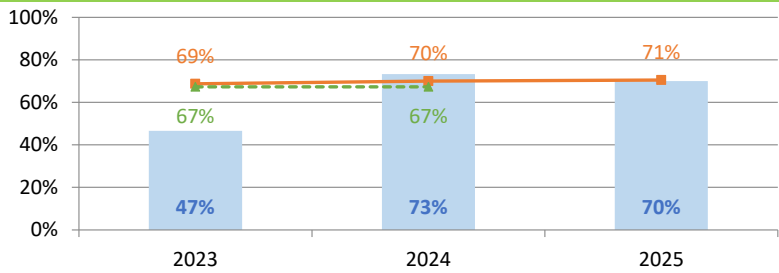


2024-25 Primary school summary

Kentish Town



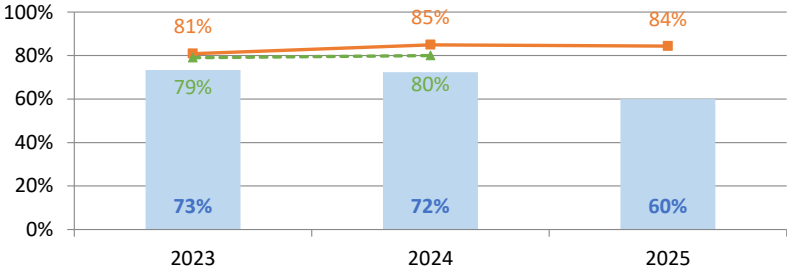
Early Year Foundation Stage - % good level of devt.



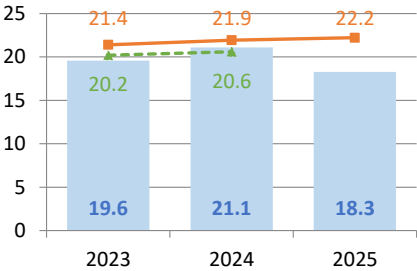
| Disadvantage gap | % GLD | | |
|---------------------|-------|------|------|
| | 2023 | 2024 | 2025 |
| School | -45% | -39% | -24% |
| Camden | -14% | -16% | -12% |
| National (FSM only) | -20% | -20% | |

| | Sch cohort numbers | | |
|-------|--------------------|------|------|
| | 2023 | 2024 | 2025 |
| Dis | 11 | 7 | 11 |
| Other | 19 | 22 | 19 |
| All | 30 | 30 | 30 |

Year 1 phonics - % working at/above req standard



Y4 MTC - average score

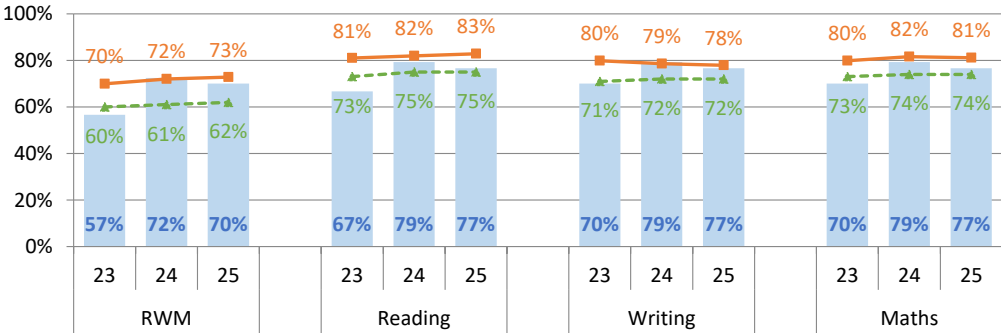


| Disadvantage gap | Average score | | |
|------------------|---------------|------|------|
| | 2023 | 2024 | 2025 |
| School | 6% | -14% | -15% |
| Camden | -14% | -9% | -11% |
| National | -16% | -17% | |

| | Sch cohort numbers | | |
|-------|--------------------|------|------|
| | 2023 | 2024 | 2025 |
| Dis | 13 | 11 | 8 |
| Other | 17 | 18 | 20 |
| All | 30 | 29 | 30 |

No KS1 results, as this is no longer a statutory assessment.

KS2 - % reaching the expected standard or above

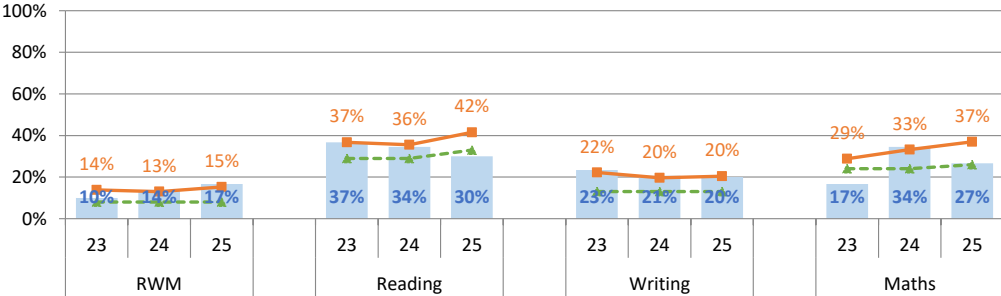


2025 school + Camden KS2 results DO exclude provisional discounting. 2025 national results do not yet exclude discounting.

* combined measure - scaled score of 100 or more in reading and maths tests, and 'working at expected' and above for writing teacher assessments

| Disadvantage gap | Combined (RWM) | | | Reading | | | Writing | | | Maths | | | | Sch cohort numbers | | |
|------------------|----------------|------|------|---------|------|------|---------|------|------|-------|------|------|-------|--------------------|------|------|
| | 2023 | 2024 | 2025 | 2023 | 2024 | 2025 | 2023 | 2024 | 2025 | 2023 | 2024 | 2025 | | 2023 | 2024 | 2025 |
| School | -61% | 19% | -29% | -62% | 35% | -17% | -44% | 7% | -17% | -39% | 21% | -17% | Dis | 13 | 11 | 16 |
| Camden | -16% | -14% | -17% | -13% | -10% | -13% | -11% | -12% | -13% | -11% | -12% | -14% | Other | 19 | 17 | 14 |
| National | -22% | -21% | NYA | -18% | -18% | NYA | -19% | -20% | NYA | -20% | -20% | NYA | All | 30 | 29 | 30 |

KS2 - % reaching a higher standard (based on 110 / Greater Depth)



No KS2 progress scores in 2025, due to no KS1 starting points from 2021 (covid).

| Disadvantage gap | Combined (RWM) | | | Reading | | | Writing | | | Maths | | |
|------------------|----------------|------|------|---------|------|------|---------|------|------|-------|------|------|
| | 2024 | 2025 | 2023 | 2024 | 2025 | 2023 | 2024 | 2025 | 2023 | 2024 | 2025 | 2024 |
| School | -16% | -9% | -22% | -29% | 12% | -38% | -37% | -21% | -29% | -26% | 12% | -44% |
| Camden | -11% | -15% | -18% | -19% | -21% | -29% | -13% | -20% | -18% | -15% | -22% | -26% |
| National | -7% | -7% | NYA | -17% | -15% | NYA | -9% | -10% | NYA | -16% | -16% | NYA |

