



Acorn Class

Learning From Home



Hello Acorns!


I hope you are all having a lovely time learning from home. I really miss you all! This week I have set you some special challenges! I have chosen one of our favourite series of stories to look at this week, the 'Oi Frog' series by Kes Gray. Below are some activities you could do after reading the stories. I have also challenged you to set up your own snack shop at home! Just like the one we often open in nursery. You can sell delicious snacks to your family and favourite toys!

Your final challenge for the week is to create a picture for one of your friends in Acorn class. You can then upload this onto Tapestry, telling me who it is for and I can tag them so that they can see it too and maybe send you a message back!


Please upload things you are getting up to onto Tapestry so I can see what you are doing and communicate with you and set you further challenges! If you have any problems with accessing Tapestry or need any help please feel free to email me – h.francis@kentishtown.camden.sch.uk

I hope you have a great week!

Helen



Read one or all of the Oi Frog Stories! Which one is your favourite and why?



Below are links to the stories being read on *Youtube*:

<https://www.youtube.com/watch?v=EFjaEjyk6-8>

<https://www.youtube.com/watch?v=poqz5yNiqkU>

<https://www.youtube.com/watch?v=hFhGxk3oR6k>

Oi Frog! It's time to Rhyme!

Hello Acorns! I need your help! I have forgotten who sits where! Can you help me match the rhymes?



You could have a go at making your own Oi Frog! Or you could draw/ make any of your favourite animals from the stories!


- Green Card
 - Red Card
 - Paper Plate (or cereal box cut into a circle)
 - Green Paint (or felt tip or paper)
 - Googly Eyes
 - Water Balloons (green) – regular balloons will work or milk tops!
1. Fold the Paper Plate in half and paint it green.
 2. Blow up the water balloons a small way (this is easier with water balloons than regular balloons because they're smaller) and stick a googly eye on each.
 3. Put a small slit in the top of your paper plate and insert the balloon eyes into the slits so they pop out! Or stick on eyes made from cereal boxes or milk tops.
 4. Draw legs on the green card, tape them to the back of your paper plate.



Here are some nursery rhymes you could sing that include animals from the stories- Can you think of something that rhymes that the animals could sit on?



Five Little Speckled Frogs



Hey Diddle Diddle

Baa Baa Black Sheep



Old MacDonald Had a Farm



Lets Move!

Can you think of different ways of moving like some of the animals?

Jump like a Frog



Flap like a Parrot



Slither like a Snake



Hop like a Hare

Can you choose another animal from the story? How would they move? Is it similar or different to the way you move?

Snack Shop / Café



A great way to keep busy at home and get lots of talk, Maths, Literacy , Social and Emotional Development is through roleplay. And most importantly it's really fun! A great easy one to do at home is to set up a simple snack shop or café. We do this a lot in nursery so it means that the children have to count out money to buy their piece of fruit. They enjoy selling it, checking that they have been given the right amount of money!

Children also love making roleplay areas and have great ideas! Here's a few activities you could do at home to create your snack shop/ café :

- Make Open/ Closed signs
- Make a snack menu
- Make money or a till (or just plates work well)
- Cook / make healthy snacks such as chopping up fruit for fruit salad.